



DUTCHWEST FEDERAL CONVECTION HEATERS

DUTCHWEST



Comfort & Style

DUTCHWEST FEDERAL CONVECTION STOVES



DUTCHWEST

The Dutchwest Federal Convection Heaters are the cleanest burning stoves on the market. Not only do they offer the economic benefits of efficient, clean-burning wood heat, they come in three sizes to fit nearly any installation.

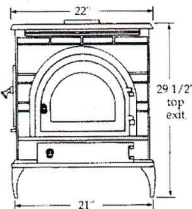
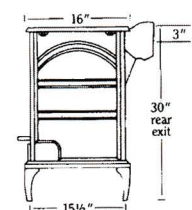
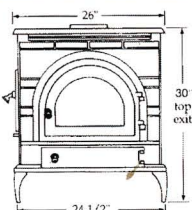
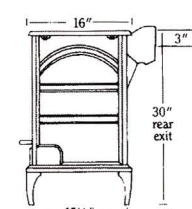
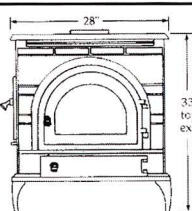
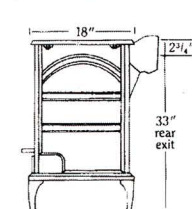
Standard Features

- Traditional Federal styling.
- Convection system for spreading the heat.
- Industry's lowest smoke emissions.
- Convenient ash pan and side loading.
- Glass panel with overfire airwash for clear fireviewing.
- High efficiency – more heat from less wood.
- Fast starting and long burning.
- Solid, durable cast-iron construction.
- Decorative gold accents.
- Raised griddle for stovetop cooking.

Optional

- Clearance reducing heat shields
- Warming shelves*
- 100 cfm convection heater fan
- Fan thermostat and rheostat

*Not available in Extra-Large model

Small Convection Heater	
	<p>Fuel Size: 19" long Burn Time: Up to 8 hrs. Heating Capacity: 700-1,400 sq. ft. Max. Heat Output: 35,000 BTU/hr. Efficiency Rating: 72% EPA Emissions Rating: 1.1 grams/hr. Weight: 380 pounds</p>
	<p>Dimensions <i>Height:</i> To top of top vent: 29 3/4" To top of back vent: 30" <i>Width:</i> 22" <i>Depth:</i> 16" Flue Collar Size: 6" round (reversible) Clearances (with optional shields: unprotected wall) Back: 14" Side: 22"</p>
Large Convection Heater	
	<p>Fuel Size: 22" long Burn Time: Up to 9 hrs. Heating Capacity: 800-1,600 sq. ft. Max. Heat Output: 40,000 BTU/hr. Efficiency Rating: 72% EPA Emissions Rating: 1.4 grams/hr. Weight: 436 pounds</p>
	<p>Dimensions <i>Height:</i> To top of top vent: 30" To top of back vent: 30" <i>Width:</i> 26" <i>Depth:</i> 16" Flue Collar Size: 6" round (reversible) Clearances (with optional shields: unprotected wall) Back: 14" Side: 22"</p>
Extra-Large Convection Heater	
	<p>Fuel Size: 25" long Burn Time: Up to 12 hrs. Heating Capacity: 1,200-2,400 sq. ft. Max. Heat Output: 55,000 BTU/hr. Efficiency Rating: 72% EPA Emissions Rating: 1.3 grams/hr. Weight: 634 pounds</p>
	<p>Dimensions <i>Height:</i> To top of top vent: 33" To top of back vent: 33" <i>Width:</i> 28" <i>Depth:</i> 18" Flue Collar Size: 8" oval (reversible) Clearances (with optional shields: unprotected wall) Back: 18" Side: 20"</p>

In the interest of constant product improvements, we reserve the right to change specifications without notice. Before installations, please read Installation Instructions and check all local Building Codes and Gas Regulations.

Vermont Castings, Majestic Products

410 Admiral Blvd.
 Mississauga, Ont. L5T 2N6
 Tel: (905) 670-7777
 Fax: (905) 565-4690

www.majesticproducts.com
www.vermontcastings.com